


Q1 What school does your child currently attend?

Answered: 71 Skipped: 0



EIPS Parent Survey 2018-19



EIPS Parent Survey 2018-19

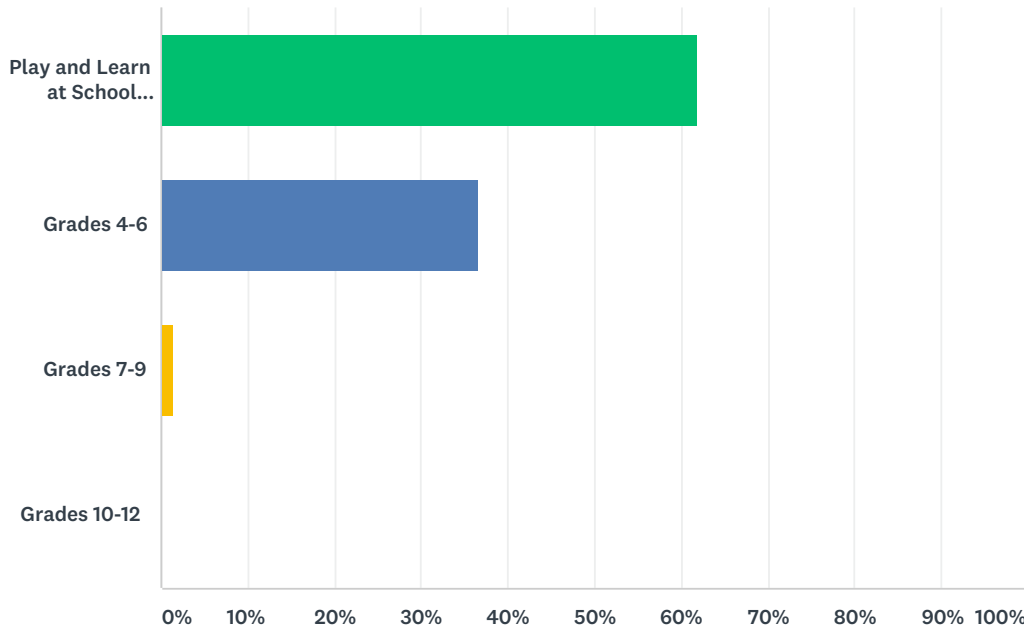
ANSWER CHOICES	RESPONSES	
A.L. Horton Elementary	100.00%	71
Andrew School	0.00%	0
Ardrossan Elementary	0.00%	0
Ardrossan Junior Senior High	0.00%	0
Bev Facey Community High	0.00%	0
Brentwood Elementary	0.00%	0
Bruderheim School	0.00%	0
Clover Bar Junior High	0.00%	0
Davidson Creek Elementary	0.00%	0
École Campbelltown	0.00%	0
École Parc Élémentaire	0.00%	0
F.R. Haythorne Junior High	0.00%	0
Fort Saskatchewan Christian	0.00%	0
Fort Saskatchewan Elementary	0.00%	0
Fort Saskatchewan Senior High	0.00%	0
Fultonvale Elementary Junior High	0.00%	0
Glen Allan Elementary	0.00%	0
James Mowat Elementary	0.00%	0
Lakeland Ridge	0.00%	0
Lamont Elementary	0.00%	0
Lamont High	0.00%	0
Mills Haven Elementary	0.00%	0
Mundare School	0.00%	0
Next Step/Outreach	0.00%	0
Pine Street Elementary	0.00%	0
Rudolph Hennig Junior High	0.00%	0
Salisbury Composite High	0.00%	0
Sherwood Heights Junior High	0.00%	0
SouthPointe School	0.00%	0
Strathcona Christian Academy Elementary	0.00%	0
Strathcona Christian Academy Secondary	0.00%	0
Uncas Elementary	0.00%	0
Vegreville Composite High	0.00%	0
Wes Hosford Elementary	0.00%	0

EIPS Parent Survey 2018-19

Westboro Elementary	0.00%	0
Win Ferguson Elementary	0.00%	0
Woodbridge Farms Elementary	0.00%	0
Wye Elementary	0.00%	0
TOTAL		71

Q2 What grade is your child currently in?

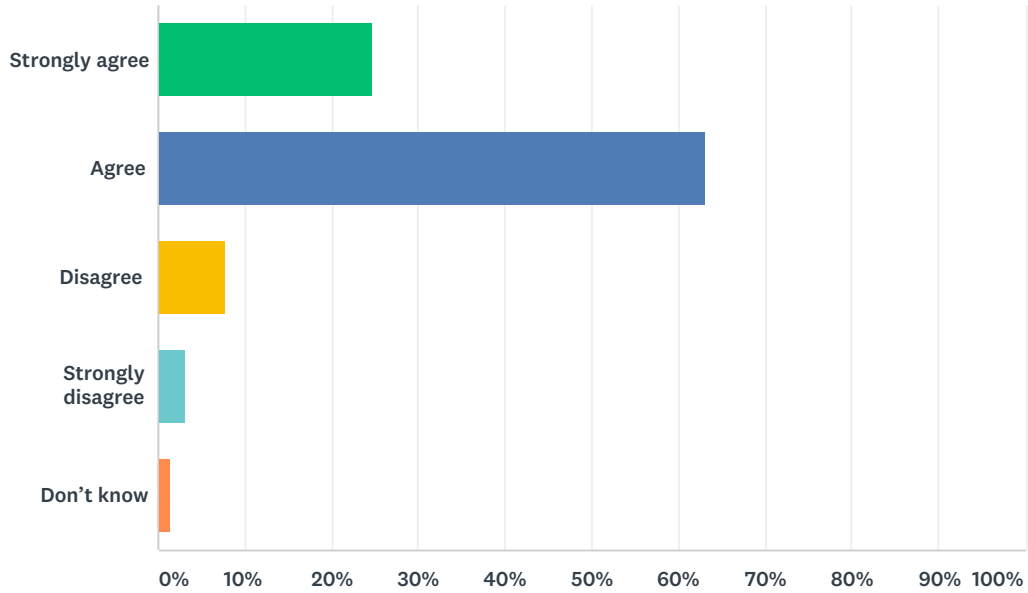
Answered: 71 Skipped: 0



ANSWER CHOICES	RESPONSES	
Play and Learn at School (PALS) Kindergarten Grades 1-3	61.97%	44
Grades 4-6	36.62%	26
Grades 7-9	1.41%	1
Grades 10-12	0.00%	0
TOTAL		71

Q3 My child's individual needs are met.

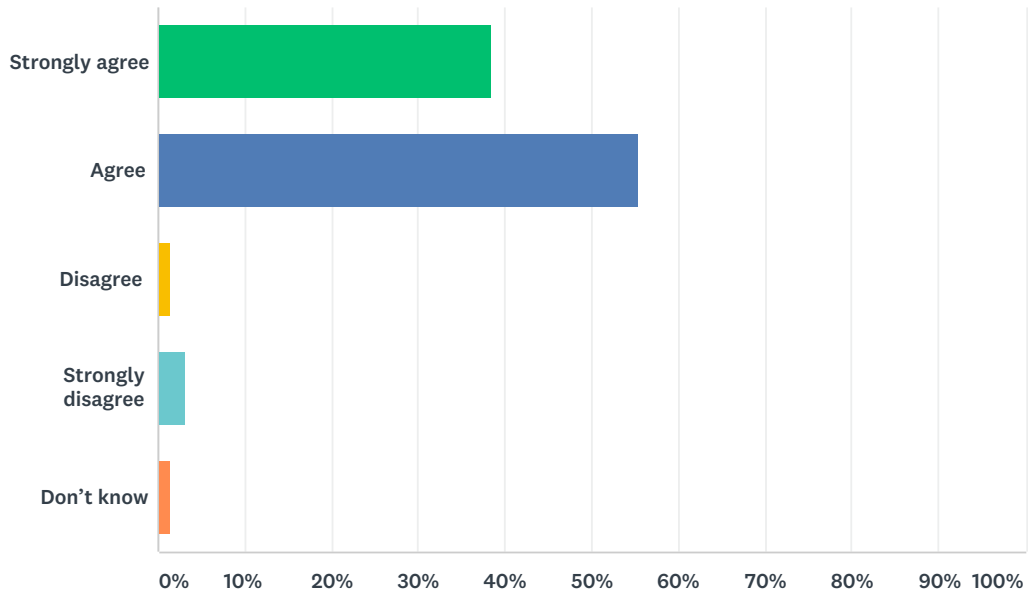
Answered: 65 Skipped: 6



ANSWER CHOICES	RESPONSES	
Strongly agree	24.62%	16
Agree	63.08%	41
Disagree	7.69%	5
Strongly disagree	3.08%	2
Don't know	1.54%	1
TOTAL		65

Q4 My child is encouraged at school to do his or her best.

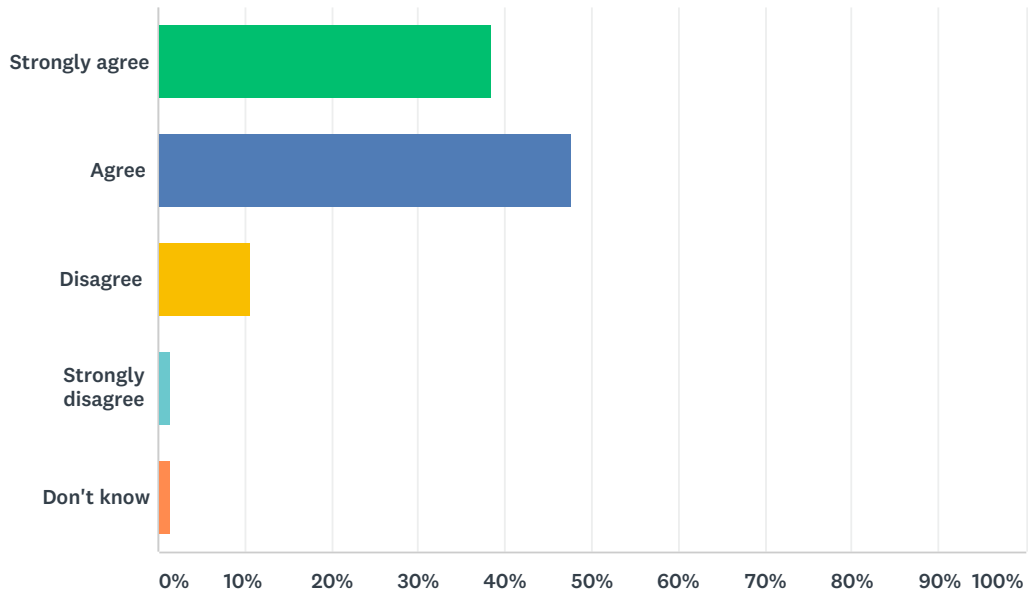
Answered: 65 Skipped: 6



ANSWER CHOICES	RESPONSES	
Strongly agree	38.46%	25
Agree	55.38%	36
Disagree	1.54%	1
Strongly disagree	3.08%	2
Don't know	1.54%	1
TOTAL		65

Q5 My child is demonstrating growth in literacy.

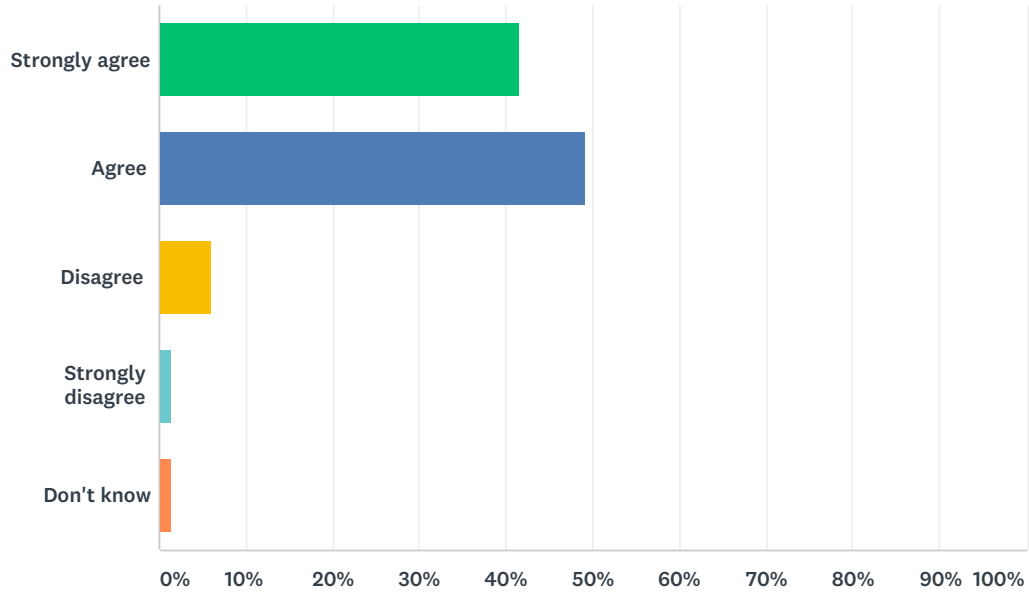
Answered: 65 Skipped: 6



ANSWER CHOICES	RESPONSES	
Strongly agree	38.46%	25
Agree	47.69%	31
Disagree	10.77%	7
Strongly disagree	1.54%	1
Don't know	1.54%	1
TOTAL		65

Q6 My child is demonstrating growth in numeracy.

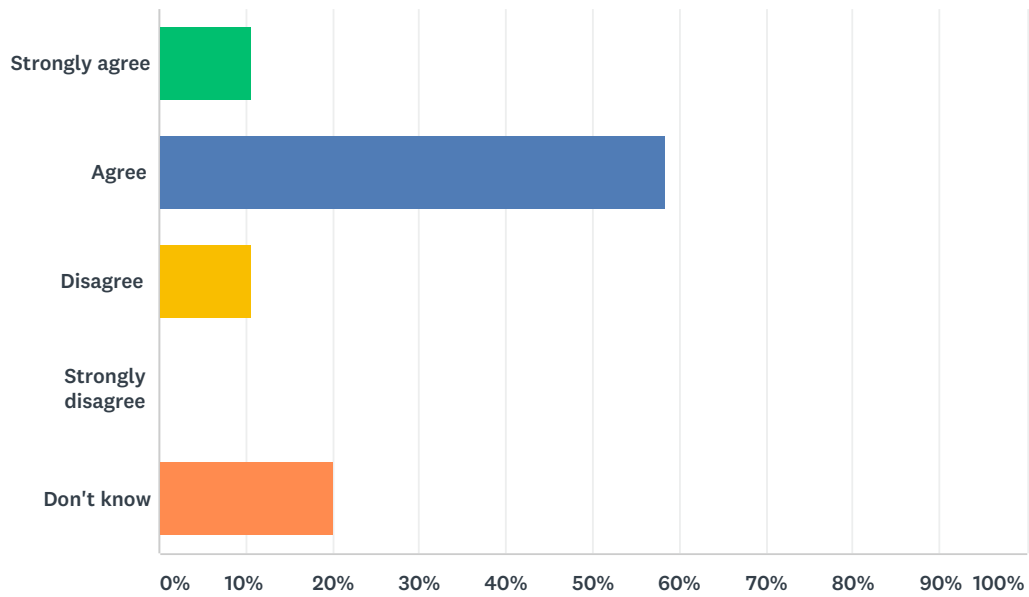
Answered: 65 Skipped: 6



ANSWER CHOICES	RESPONSES	
Strongly agree	41.54%	27
Agree	49.23%	32
Disagree	6.15%	4
Strongly disagree	1.54%	1
Don't know	1.54%	1
TOTAL		65

Q7 My child has an understanding of First Nations, Métis and Inuit culture and history.

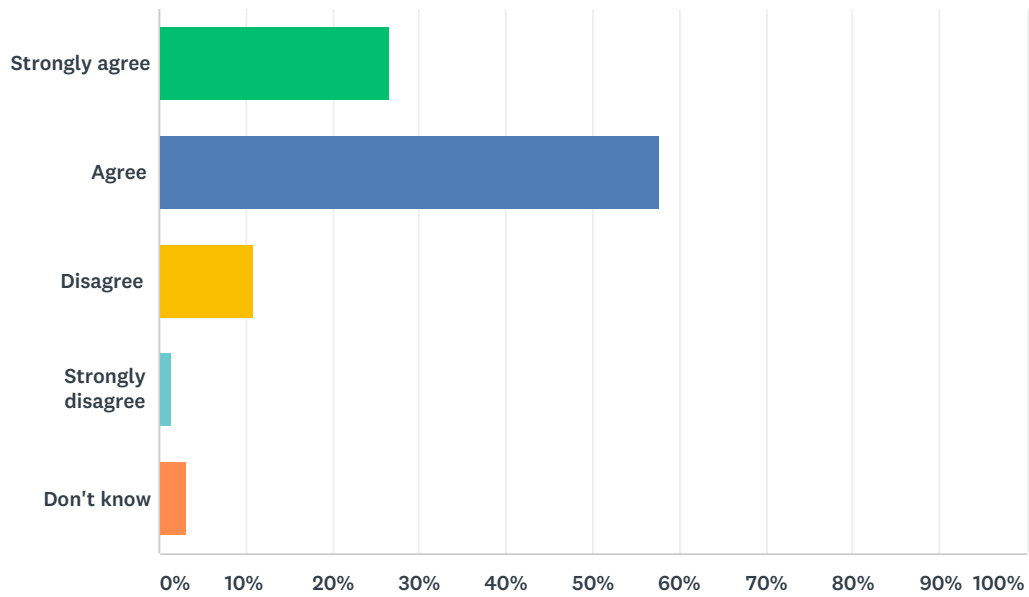
Answered: 65 Skipped: 6



ANSWER CHOICES	RESPONSES	
Strongly agree	10.77%	7
Agree	58.46%	38
Disagree	10.77%	7
Strongly disagree	0.00%	0
Don't know	20.00%	13
TOTAL		65

Q8 My child is being taught knowledge, skills and attitudes necessary to be successful in life.

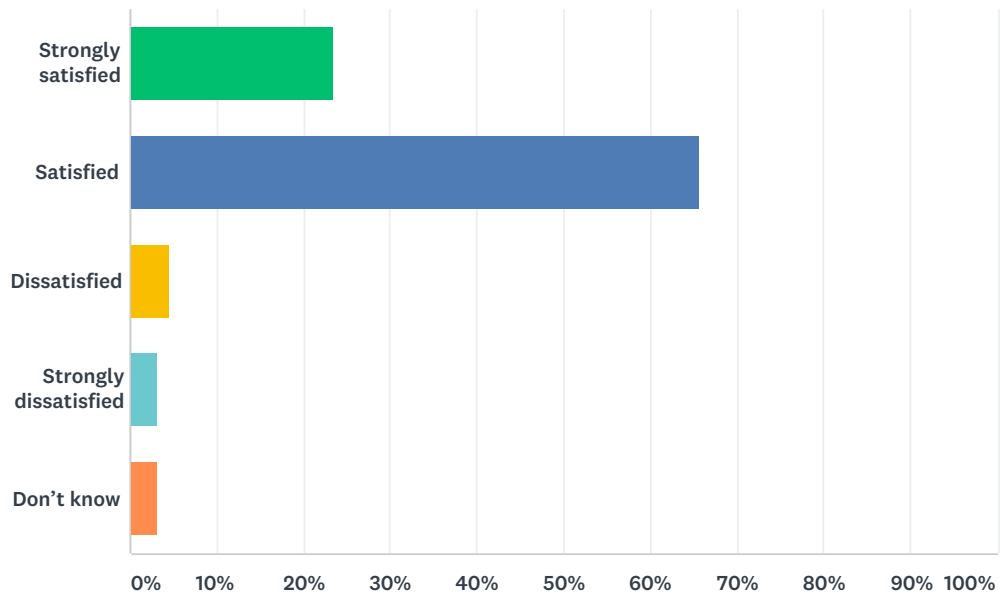
Answered: 64 Skipped: 7



ANSWER CHOICES	RESPONSES	
Strongly agree	26.56%	17
Agree	57.81%	37
Disagree	10.94%	7
Strongly disagree	1.56%	1
Don't know	3.13%	2
TOTAL		64

Q9 How satisfied are you with the quality of education your child is receiving at his or her school?

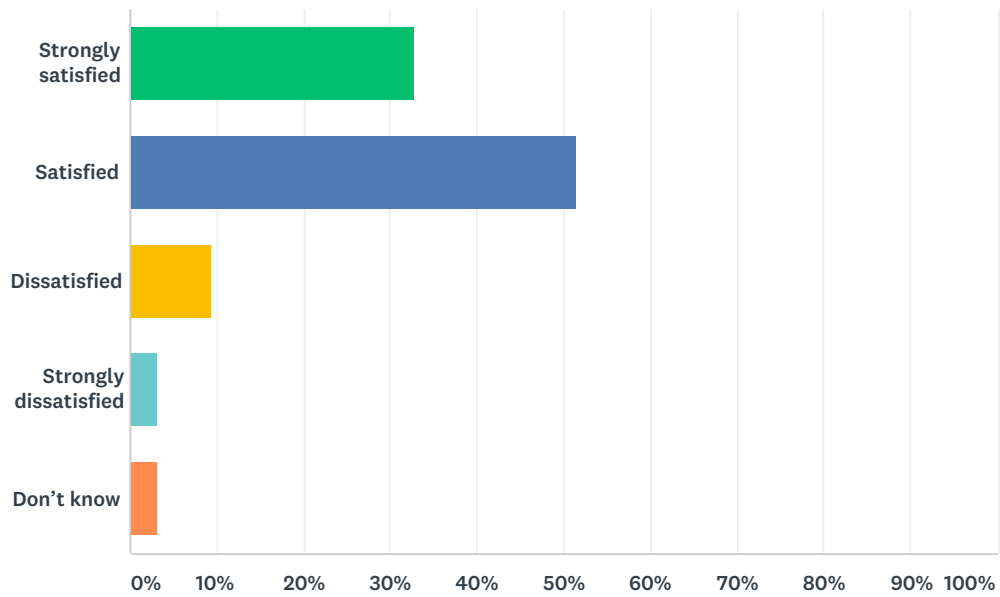
Answered: 64 Skipped: 7



ANSWER CHOICES	RESPONSES	
Strongly satisfied	23.44%	15
Satisfied	65.63%	42
Dissatisfied	4.69%	3
Strongly dissatisfied	3.13%	2
Don't know	3.13%	2
TOTAL		64

Q10 How satisfied are you with the quality of teaching at your child's school?

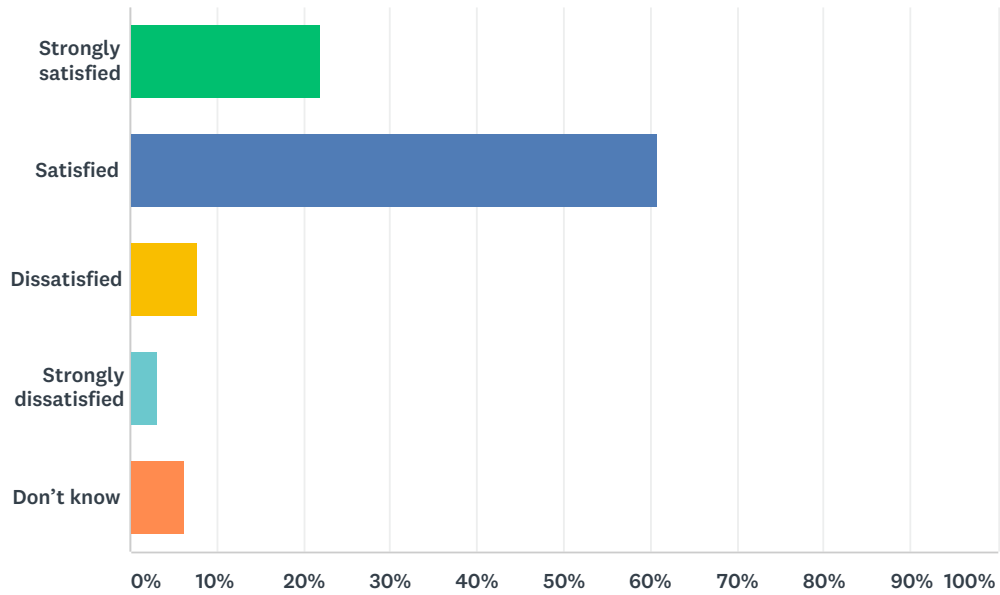
Answered: 64 Skipped: 7



ANSWER CHOICES	RESPONSES	
Strongly satisfied	32.81%	21
Satisfied	51.56%	33
Dissatisfied	9.38%	6
Strongly dissatisfied	3.13%	2
Don't know	3.13%	2
TOTAL		64

Q11 How satisfied are you with the leadership in your child's school?

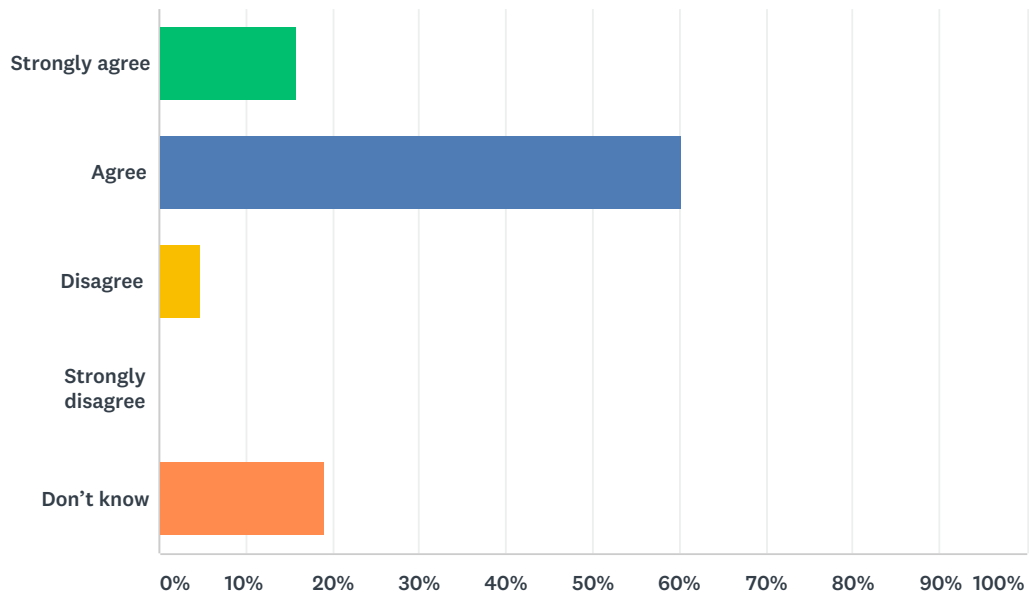
Answered: 64 Skipped: 7



ANSWER CHOICES	RESPONSES	
Strongly satisfied	21.88%	14
Satisfied	60.94%	39
Dissatisfied	7.81%	5
Strongly dissatisfied	3.13%	2
Don't know	6.25%	4
TOTAL		64

Q12 The rights and responsibilities of citizenship are reinforced in my child's school.

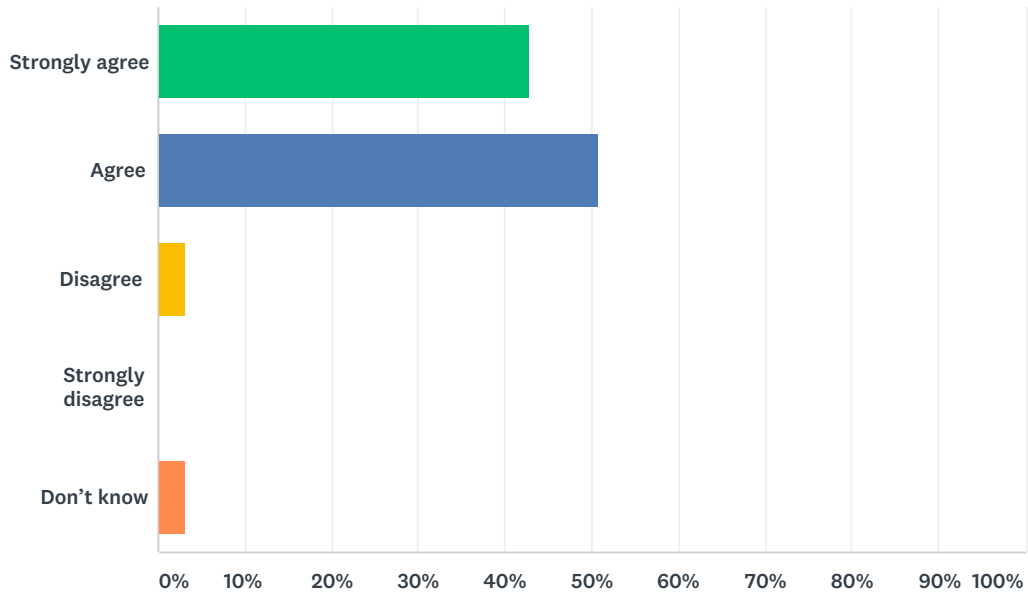
Answered: 63 Skipped: 8



ANSWER CHOICES	RESPONSES	
Strongly agree	15.87%	10
Agree	60.32%	38
Disagree	4.76%	3
Strongly disagree	0.00%	0
Don't know	19.05%	12
TOTAL		63

Q13 The school staff care about my child.

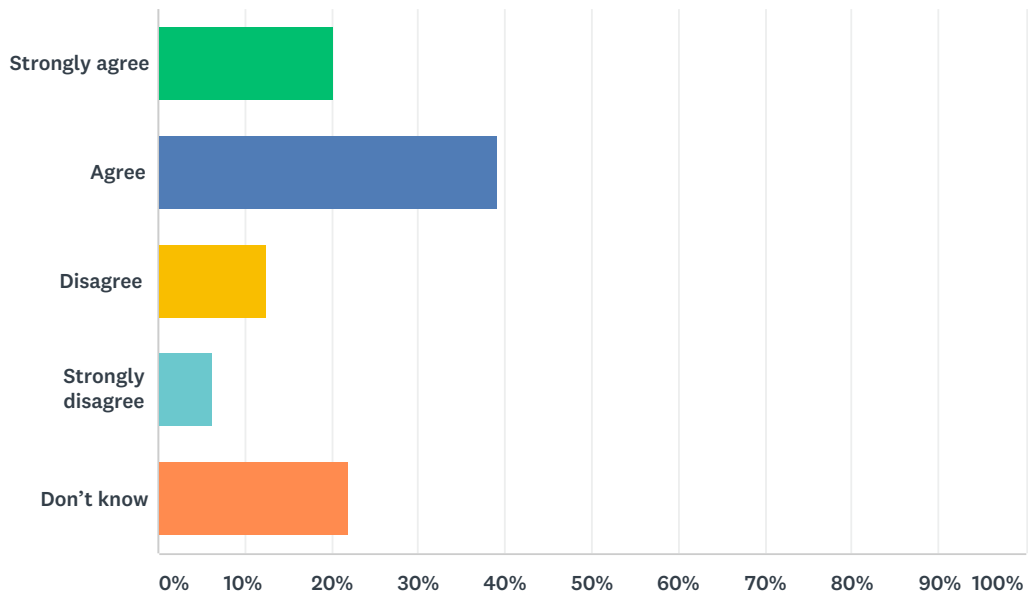
Answered: 63 Skipped: 8



ANSWER CHOICES	RESPONSES	
Strongly agree	42.86%	27
Agree	50.79%	32
Disagree	3.17%	2
Strongly disagree	0.00%	0
Don't know	3.17%	2
TOTAL		63

Q14 Discipline is handled in a fair and reasonable manner in my child's school.

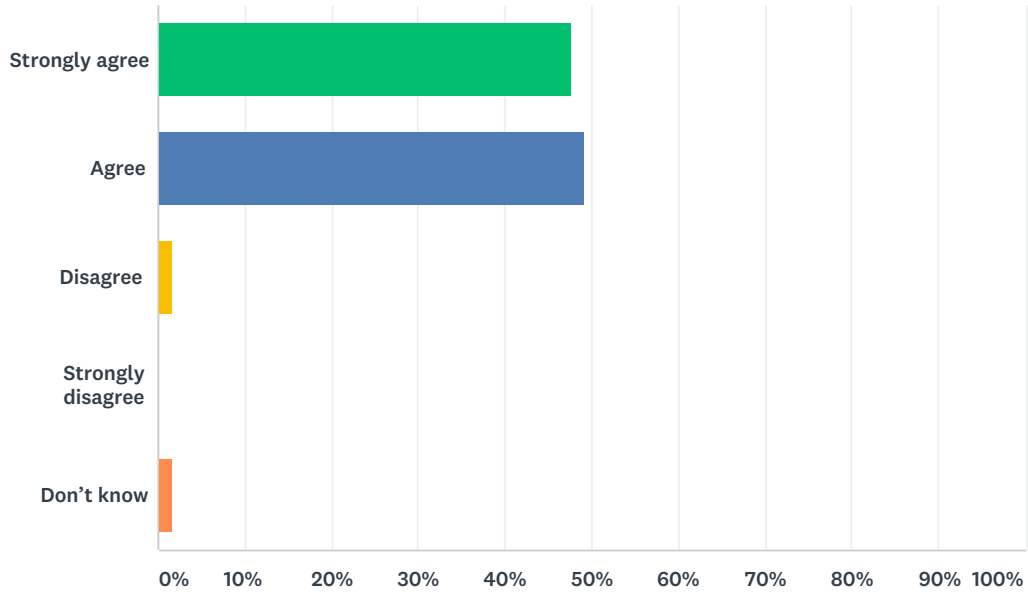
Answered: 64 Skipped: 7



ANSWER CHOICES	RESPONSES	
Strongly agree	20.31%	13
Agree	39.06%	25
Disagree	12.50%	8
Strongly disagree	6.25%	4
Don't know	21.88%	14
TOTAL		64

Q15 My child's school is safe.

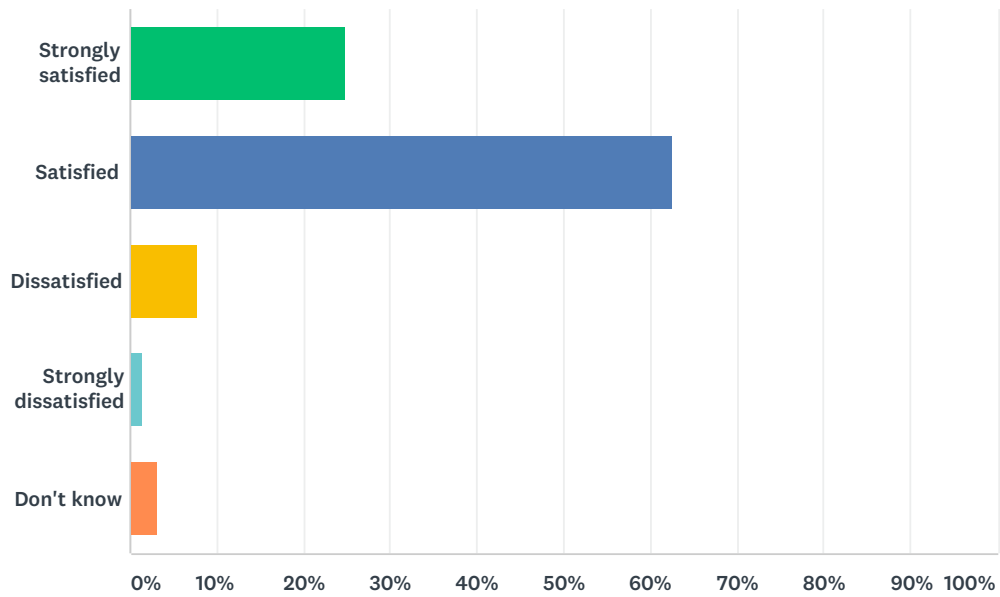
Answered: 63 Skipped: 8



ANSWER CHOICES	RESPONSES	
Strongly agree	47.62%	30
Agree	49.21%	31
Disagree	1.59%	1
Strongly disagree	0.00%	0
Don't know	1.59%	1
TOTAL		63

Q16 How satisfied are you with the resources available to support your child's learning?

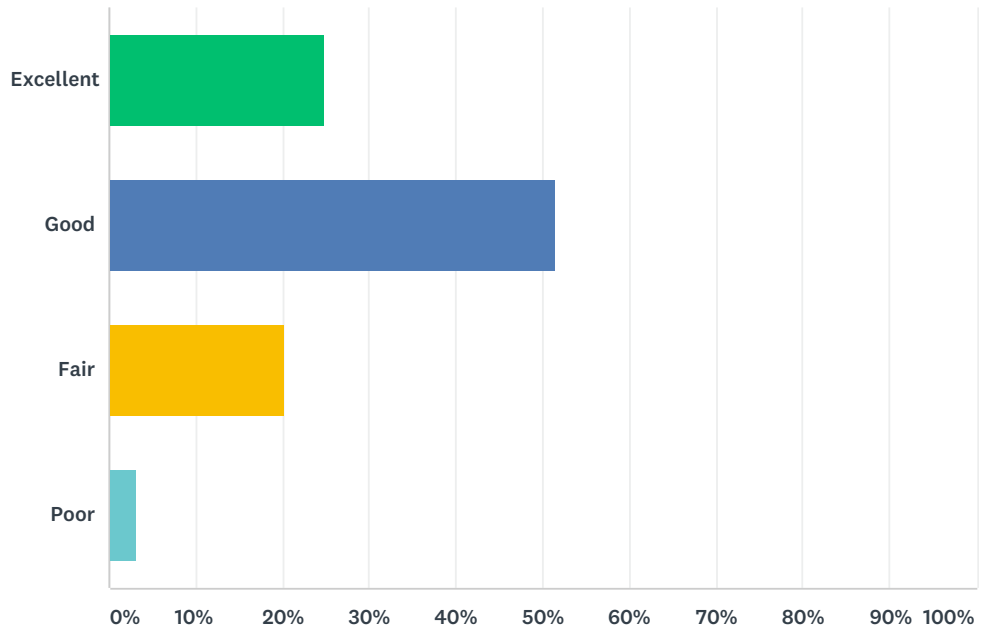
Answered: 64 Skipped: 7



ANSWER CHOICES	RESPONSES	
Strongly satisfied	25.00%	16
Satisfied	62.50%	40
Dissatisfied	7.81%	5
Strongly dissatisfied	1.56%	1
Don't know	3.13%	2
TOTAL		64

Q17 How would you rate the physical condition of your child's school?

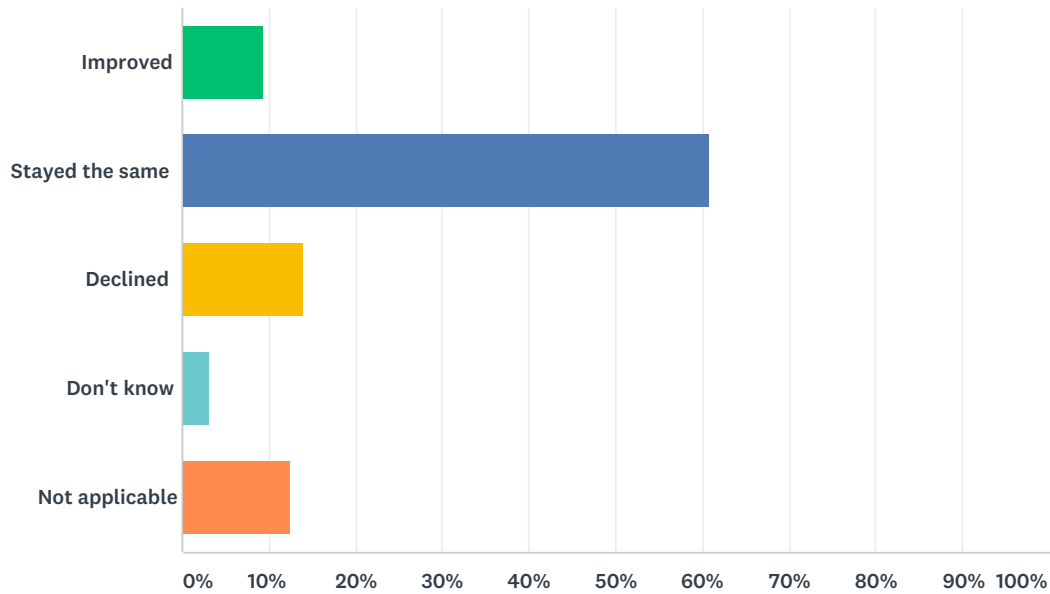
Answered: 64 Skipped: 7



ANSWER CHOICES	RESPONSES	
Excellent	25.00%	16
Good	51.56%	33
Fair	20.31%	13
Poor	3.13%	2
TOTAL		64

Q18 In your opinion, has the quality of education your child has experienced at school improved, stayed the same or declined in the past three years?

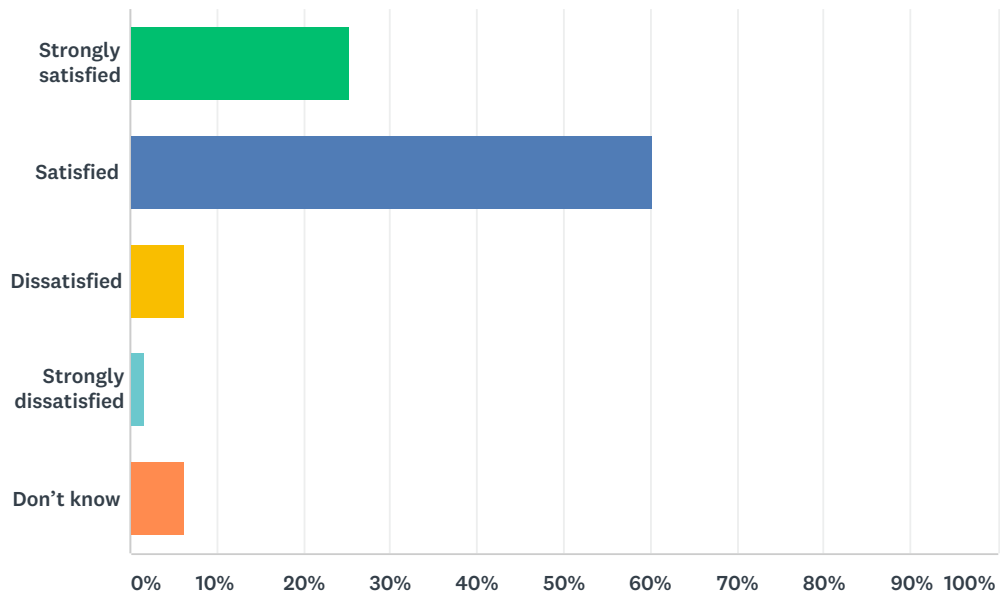
Answered: 64 Skipped: 7



ANSWER CHOICES	RESPONSES	
Improved	9.38%	6
Stayed the same	60.94%	39
Declined	14.06%	9
Don't know	3.13%	2
Not applicable	12.50%	8
TOTAL		64

Q19 How satisfied are you with the opportunity to be involved in decisions at your child's school?

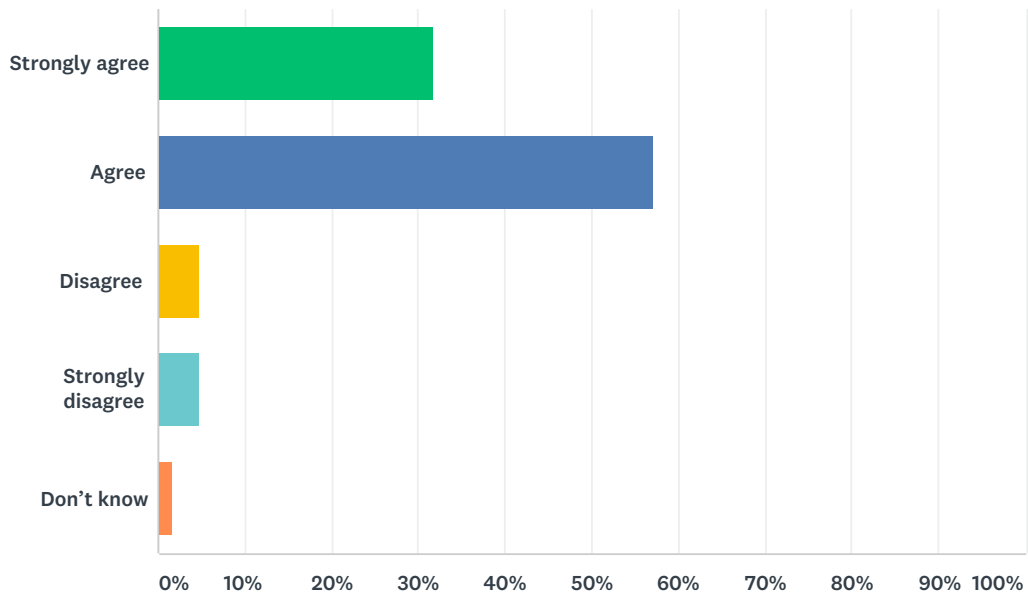
Answered: 63 Skipped: 8



ANSWER CHOICES	RESPONSES	
Strongly satisfied	25.40%	16
Satisfied	60.32%	38
Dissatisfied	6.35%	4
Strongly dissatisfied	1.59%	1
Don't know	6.35%	4
TOTAL		63

Q20 The school keeps me informed about my child's progress and achievement.

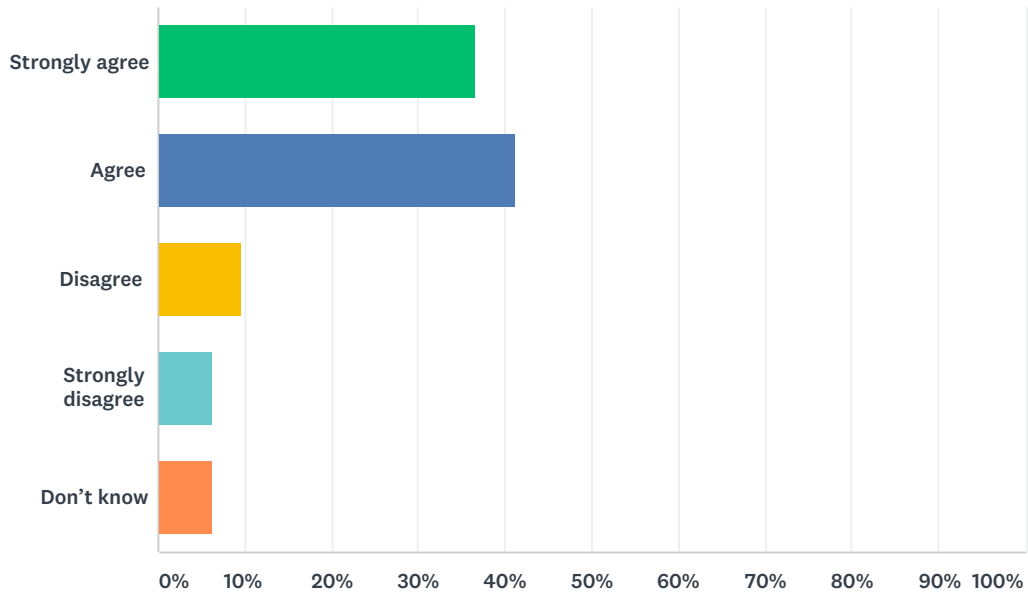
Answered: 63 Skipped: 8



ANSWER CHOICES	RESPONSES	
Strongly agree	31.75%	20
Agree	57.14%	36
Disagree	4.76%	3
Strongly disagree	4.76%	3
Don't know	1.59%	1
TOTAL		63

Q21 There is open and honest communication within my child's school.

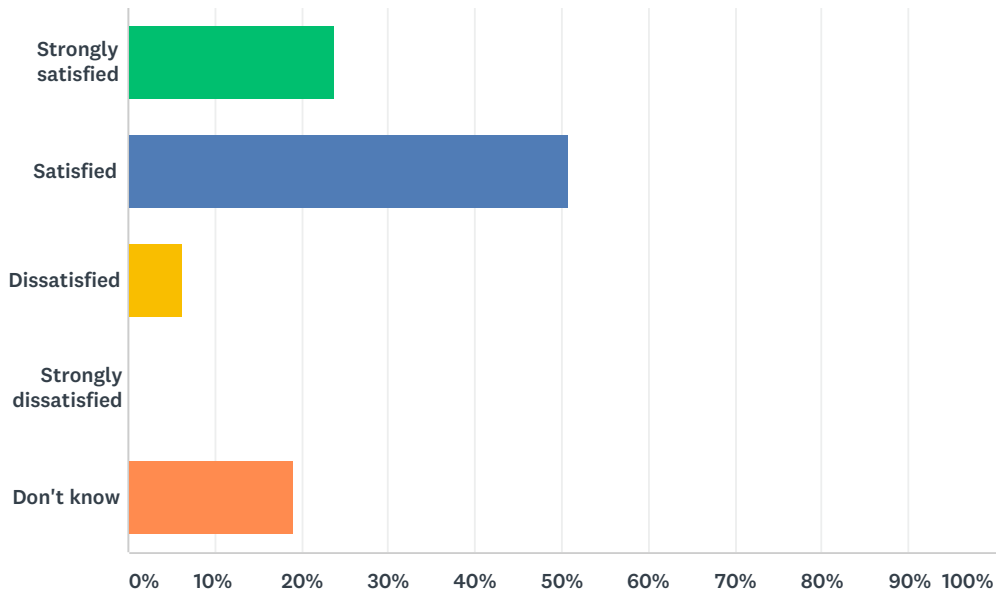
Answered: 63 Skipped: 8



ANSWER CHOICES	RESPONSES	
Strongly agree	36.51%	23
Agree	41.27%	26
Disagree	9.52%	6
Strongly disagree	6.35%	4
Don't know	6.35%	4
TOTAL		63

Q22 How satisfied are you with the community partnerships that may be established at your school? For example: Saffron, KEYS program, Green Certificate, lunch programs, after-school programs, RAP, Tools for School, Scratch Day, Entrepreneurial Adventure, scholarships/grants, etc.

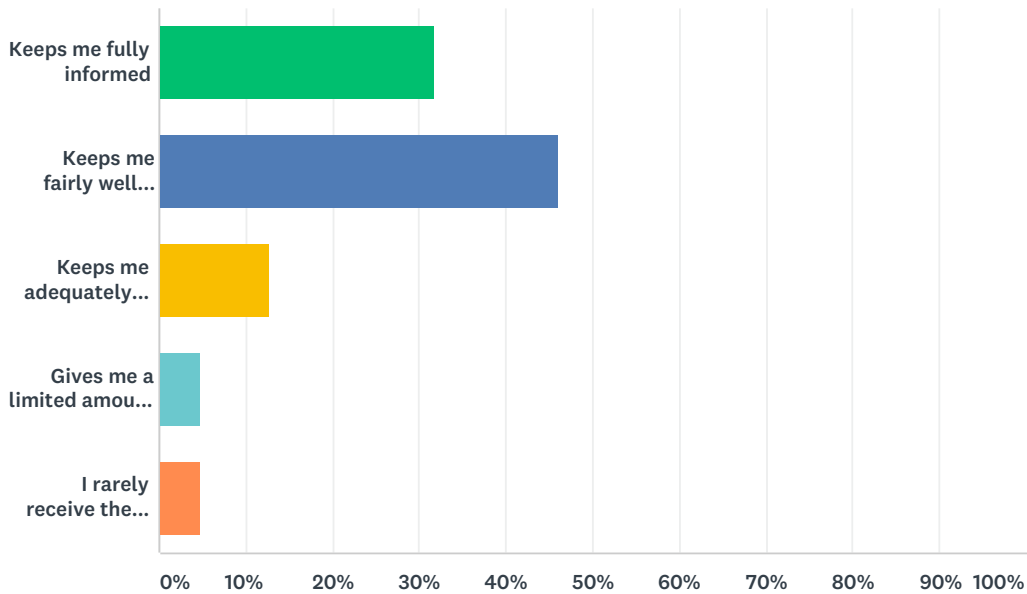
Answered: 63 Skipped: 8



ANSWER CHOICES	RESPONSES	
Strongly satisfied	23.81%	15
Satisfied	50.79%	32
Dissatisfied	6.35%	4
Strongly dissatisfied	0.00%	0
Don't know	19.05%	12
TOTAL		63

Q23 Elk Island Public Schools appreciates the opportunity to stay connected with parents about news, activities, programs and other matters of importance. What is your impression of the communication you receive from your child's school?

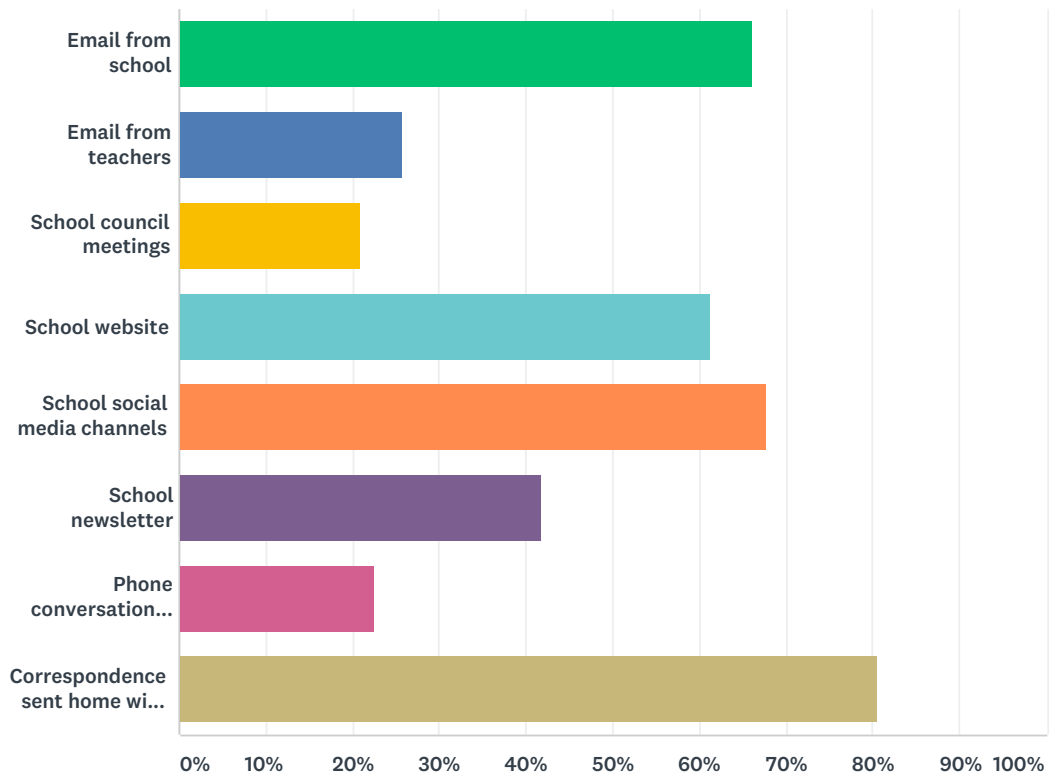
Answered: 63 Skipped: 8



ANSWER CHOICES	RESPONSES	
Keeps me fully informed	31.75%	20
Keeps me fairly well informed	46.03%	29
Keeps me adequately informed	12.70%	8
Gives me a limited amount of information	4.76%	3
I rarely receive the information I need	4.76%	3
TOTAL		63

Q24 Do you regularly make use of the following to keep up to date on school activities, programs, etc.? Check all that apply.

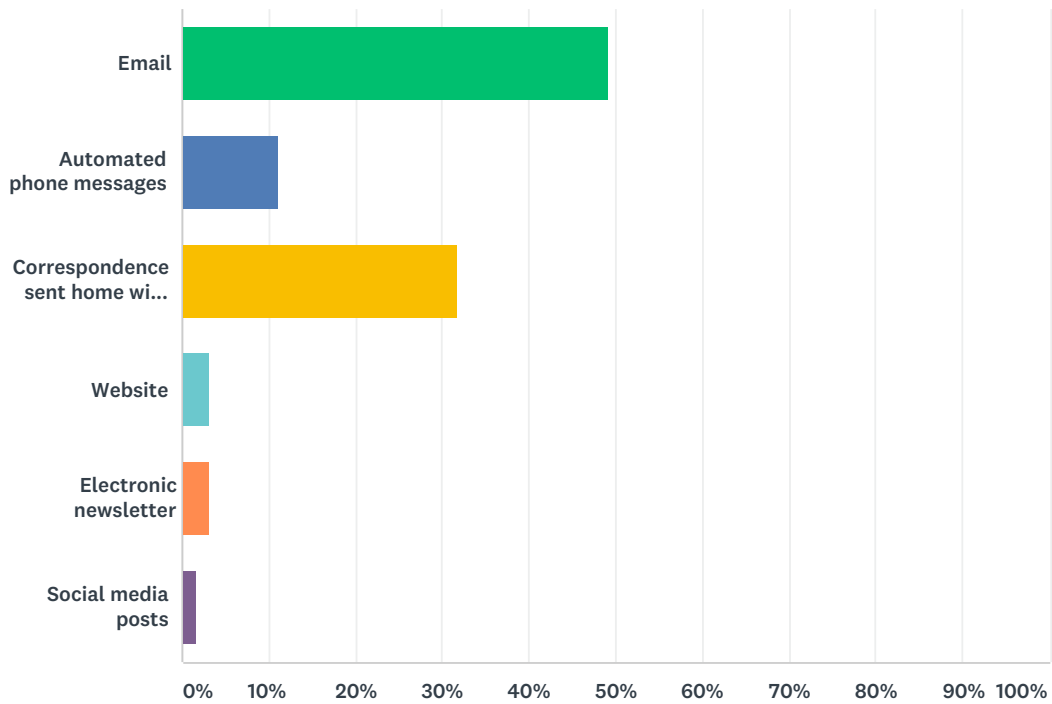
Answered: 62 Skipped: 9



ANSWER CHOICES	RESPONSES	
Email from school	66.13%	41
Email from teachers	25.81%	16
School council meetings	20.97%	13
School website	61.29%	38
School social media channels	67.74%	42
School newsletter	41.94%	26
Phone conversations with the school or teachers	22.58%	14
Correspondence sent home with your child	80.65%	50
Total Respondents: 62		

Q25 What is your most preferred method of communication from the school and Division?

Answered: 63 Skipped: 8

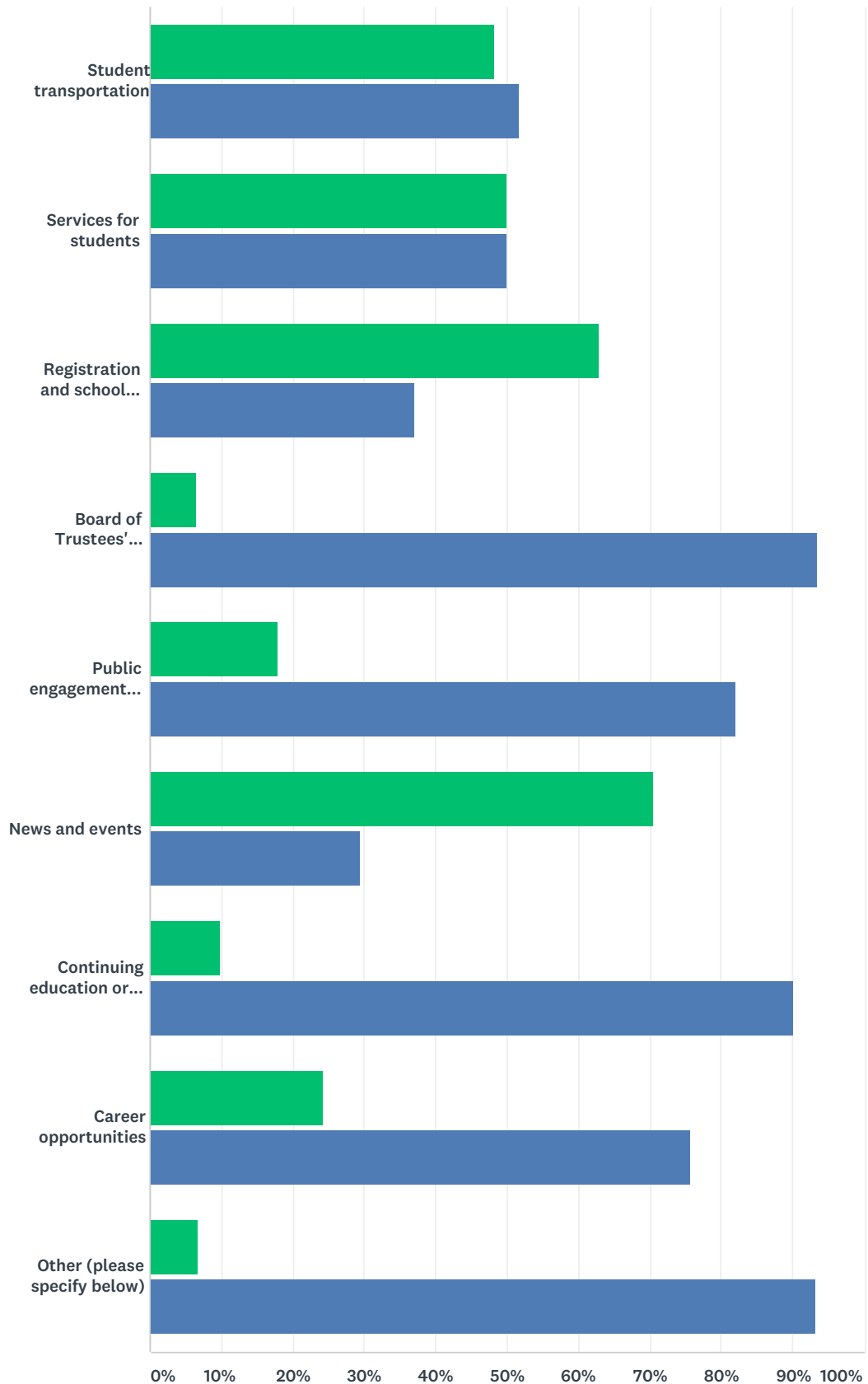


ANSWER CHOICES	RESPONSES	
Email	49.21%	31
Automated phone messages	11.11%	7
Correspondence sent home with your child	31.75%	20
Website	3.17%	2
Electronic newsletter	3.17%	2
Social media posts	1.59%	1
TOTAL		63

Q26 Do you visit the Division website (www.eips.ca) for information on:

Answered: 62 Skipped: 9

EIPS Parent Survey 2018-19



Yes No

YES	NO	TOTAL	WEIGHTED AVERAGE
-----	----	-------	------------------

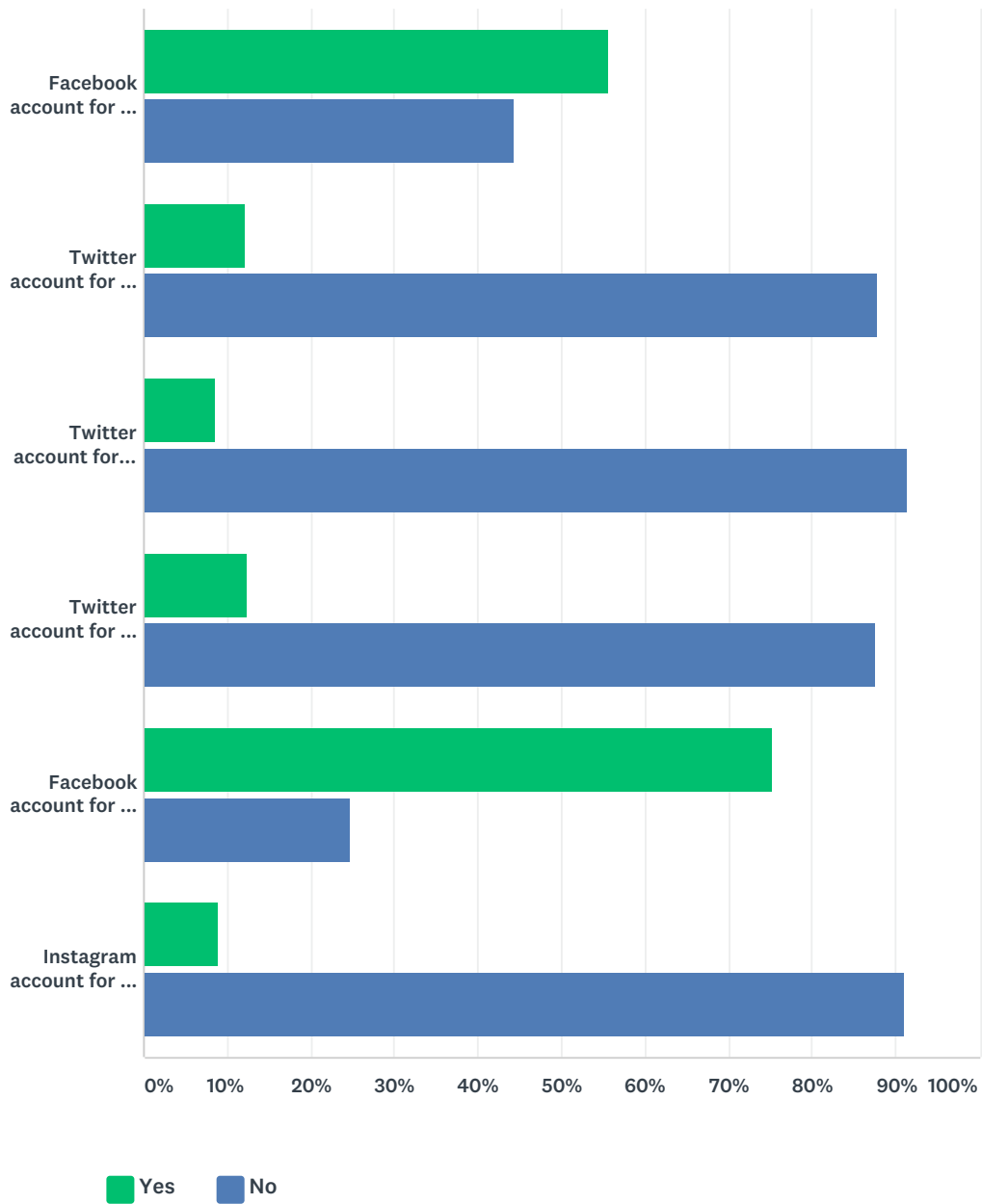
EIPS Parent Survey 2018-19

Student transportation	48.39% 30	51.61% 32	62	1.48
Services for students	50.00% 31	50.00% 31	62	1.50
Registration and school boundaries	62.90% 39	37.10% 23	62	1.63
Board of Trustees' meetings	6.56% 4	93.44% 57	61	1.07
Public engagement initiatives	18.03% 11	81.97% 50	61	1.18
News and events	70.49% 43	29.51% 18	61	1.70
Continuing education or summer courses	9.84% 6	90.16% 55	61	1.10
Career opportunities	24.19% 15	75.81% 47	62	1.24
Other (please specify below)	6.67% 3	93.33% 42	45	1.07

#	OTHER:	DATE
1	Fees	3/20/2019 12:21 PM
2	Parent portal	3/20/2019 9:09 AM
3	calendar/parent portal	3/12/2019 8:29 AM
4	Calendar	3/11/2019 2:14 PM

Q27 The Division and schools often share news and information on social media. Do you follow:

Answered: 63 Skipped: 8



	YES	NO	TOTAL	WEIGHTED AVERAGE
Facebook account for the Division (Facebook.com/ElkIslandPublicSchools)	55.74% 34	44.26% 27	61	1.56
Twitter account for the Division (@eips)	12.07% 7	87.93% 51	58	1.12
Twitter account for EIPS Student Transportation (@eipsST)	8.62% 5	91.38% 53	58	1.09
Twitter account for my child's school	12.28% 7	87.72% 50	57	1.12

EIPS Parent Survey 2018-19

Facebook account for my child's school, if applicable	75.41%	24.59%		
	46	15	61	1.75
<hr/>				
Instagram account for my child's school, if applicable	8.93%	91.07%		
	5	51	56	1.09